

**SEIKO**










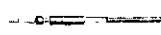




































**QUARTZ**















**Cal. 2626B**

**PARTS LIST**

# Cal. 2626B



						
131 272	231 261	☆ 241 260	261 260	☆ 270 260	☆ 271 269	281 260
						
282 260	☆ 354 260	☆ 354 262	372 260	373 250	☆ 383 265	☆ 383 266
						
384 260	389 260	391 260	436 261	436 262	☆ 470 043	491 260
						
495 261	556 264	560 261	701 260	706 261	719 260	☆ 801 260
						
802 261	808 260	810 262	817 260	868 261	☆ 884 264	963 260
						
4001 270	4002 262	4146 260	4216 260	4219 260	4240 260	4242 262
						
4270 260	4455 260	011 409	☆ SEIKO SB-DL			

								
012 151	012 159	012 459	012 768	012 781	012 788	017 125	017 126	017 127
								
017 128	017 131	017 224	017 227	017 936				

3/4

# Cal. 2626B

## Characteristics

Casing diameter :  $\phi$  17.6 mm  
 Maximum height : 3.7 mm without battery  
 Jewels : 2 j  
 Frequency of quartz crystal oscillator : 32,768 Hz (Hz=Hertz . . . . Cycles per second)  
 Driving system : Step motor (2 poles)  
 Regulation system : Trimmer condenser  
 Train wheel setting  
 Calendar (Day & Date)  
 Instant setting device for day & date calendar  
 Bilingual change-over system for day of the week  
 Battery life indicator : Second hand moves in two-second interval

PART NO.	PART NAME	PART NO.	PART NAME
131 272	Third wheel bridge	4240 260	Rotor stator
231 261	Third wheel & pinion	4242 262	Plus terminal of battery connection
☆241 260	Fourth wheel & pinion (4.54 mm)	4270 260	Battery connection
☆241 264	Fourth wheel & pinion (4.81 mm)	4455 260	Reset lever
261 260	Minute wheel	011 409	Upper hole jewel for step rotor
☆270 260	Center minute wheel with cannon pinion (2.58 mm)	011 409	Lower hole jewel for step rotor
☆270 264	Center minute wheel with cannon pinion (2.85 mm)	012 151	Third wheel bridge screw
☆271 269	Hour wheel (1.69 mm)	012 151	Circuit block screw (A)
☆271 270	Hour wheel (1.91 mm)	012 151	Coil block screw
281 260	Setting wheel	012 159	Circuit block screw (B)
282 260	Clutch wheel	012 459	Case screw
☆354 260	Winding stem (13.85 mm)	012 768	Setting lever axle spring screw
☆354 262	Winding stem (19.55 mm)	012 781	Date dial guard screw
372 260	Joint stem (Movement portion)	012 788	Date driving wheel screw
373 250	Joint stem (Case portion)	017 125	Tube for circuit block (A)
☆383 265	Setting lever	017 126	Tube for circuit block (B)
☆383 266		017 127	Tube for circuit block (C)
384 260	Yoke (Clutch lever)	017 128	Train wheel setting lever pin
389 260	Setting lever axle spring	017 131	Tube for coil block screw
391 260	Train wheel setting lever	017 224	Tube for third wheel bridge screw (A)
436 261	Lower end-piece for third wheel (A)	017 227	Tube for third wheel bridge screw (B)
436 262	Lower end-piece for third wheel (B)	017 936	Eccentric dial pin
☆470 043	Day star with dial disk	☆SEIKO SB-DL	Silver (II) oxide battery
491 260	Dial washer	☆SEIKO TR726SW	
495 261	Spacer for third wheel bridge	☆U.C.C. 397	
556 264	Date finger	☆Maxell SR726SW	Silver oxide battery
560 261	Friction spring for fourth wheel & pinion		
701 260	Fifth wheel & pinion		
706 261	Sixth wheel & pinion		
719 260	Day corrector		
☆801 260	Date dial		
☆801 264			
802 261	Date driving wheel		
808 260	Date dial guard		
810 262	Date jumper		
817 260	Intermediate date wheel		
868 261	Day finger		
☆884 264	Holding ring for dial		
963 260	Snap for day star with dial disk		
4001 270	Circuit block		
4002 262	Coil block		
4146 260	Step rotor		
4216 260	Insulator for battery		
4219 260	Insulator for battery connection		

☆⇔ Please see remarks on the reverse page.  
 Part numbers in light letters are not shown in photos.

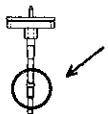
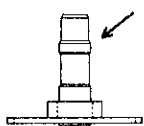

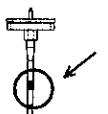
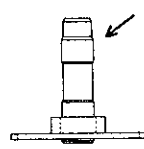

# Cal. 2626B

## Remarks :

Fourth wheel & pinion, Center minute wheel with cannon pinion, and Hour wheel.

There are two different types as specified below.

Combination:

Type	Fourth wheel & pinion	Center minute wheel with cannon pinion	Hour wheel
a	 ☆241 260	 ☆270 260	 ☆271 269
b	 ☆241 264	 ☆270 264	 ☆271 270

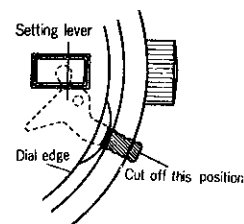
**Winding stem**.....Refer to the photograph on the front page.

☆354 260.....Short winding stem (Thread is provided completely on the stem.)

☆354 262.....Long winding stem (Thread is provided only on the end of the stem.)

### Setting lever

☆383 265 } ..... There are two types of setting lever. 383 266 can be  
 ☆383 266 } used as it is. 383 265 can be used by cutting its tail.  
 The size of a setting lever is determined based on the  
 design of cases. When using 383 265, cut the tail of  
 setting lever out of the dial as shown in the illustration.  
 If the tail is hidden from view by the dial, it will be  
 difficult to disassemble the winding stem. If the combi-  
 nation of the setting lever and case is unknown, check  
 the case number and refer to "SEIKO Quartz Casing  
**Parts List**" to choose an appropriate setting lever.



### Day star with dial disk

☆470 043(English-Spanish, black figures on white background).....Used when both the crown and the calendar frame are located at **3** o'clock position.

If any other type of day star with dial disk is required, specify the number printed on the disk.

### Date dial

☆801 260(Black figures on white background).....Used when both the crown and the calendar frame are located at **3** o'clock position.

☆801 264(Black figures on white background).....Used when the crown are located at **3** o'clock position and the calendar frame at **6** o'clock position.

If any other type of date dial is required, specify ① Cal. No. ② The crown position  
 ③ The calendar frame position and ④ Dial No.

### Holding ring for dial

☆884 264.....The type of a holding ring for dial is determined based on the design of cases. If there is different from the photograph, check the case number and refer to "SEIKO Quartz Casing **Parts List**" to choose a corresponding holding ring for dial.

### Battery

☆SEIKO TR726SW }  
 ☆SEIKO SB-DL } ..... The substitutive battery might be added to the applied battery in the future.  
 ☆U.C.C. 397 } In that case, please refer to separate "**BATTERY LIST FOR SEIKO QUARTZ WATCHES.**"  
 ☆Maxell SR726SW } Note that SEIKO battery marked with "**SEIZAIKEN**" on its (+) side.