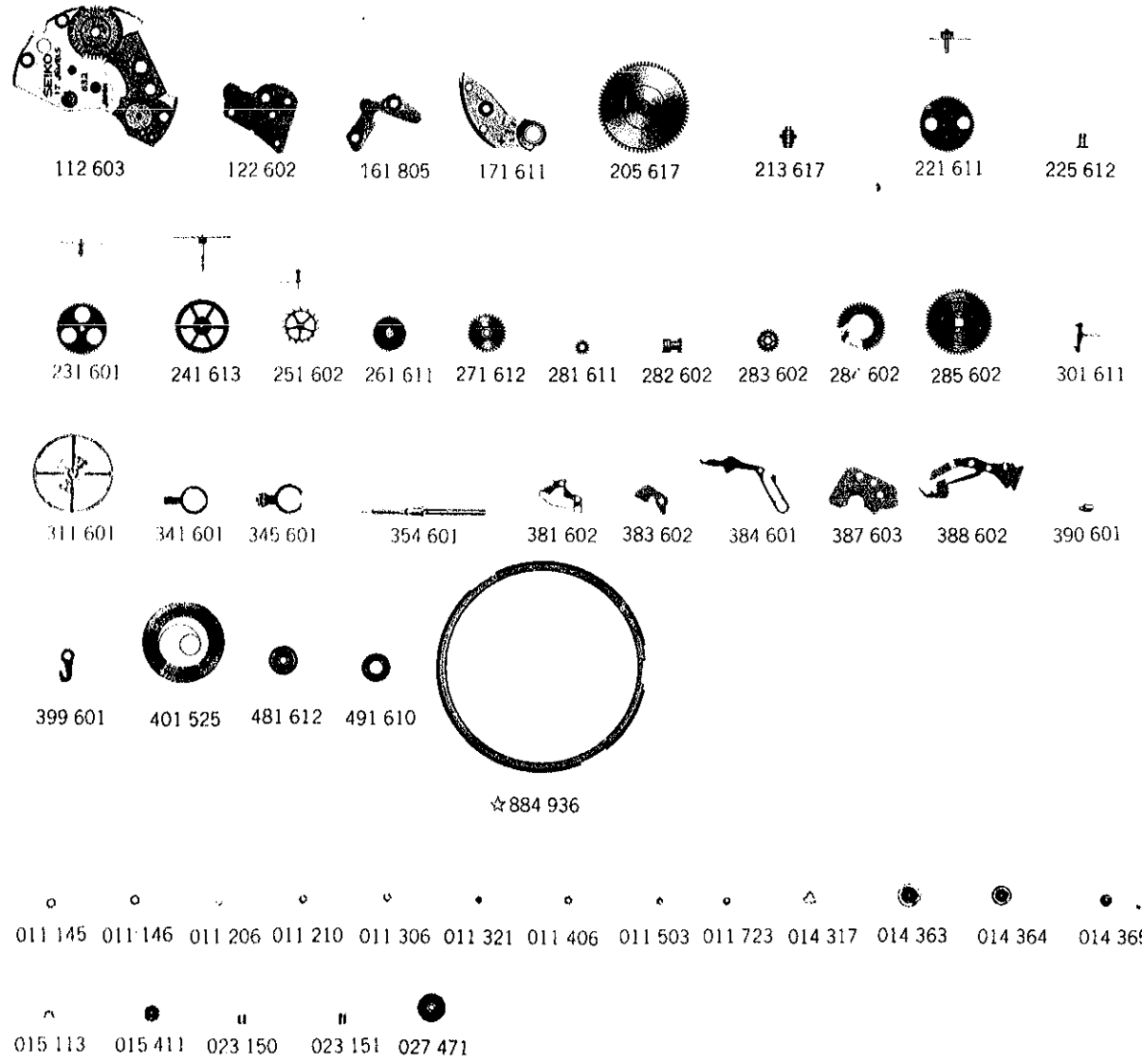


Cal. 63A

**Characteristics**

Casing diameter :  $\phi$  27.0 mm  
 Maximum height : 3.4 mm  
 Vibration per hour : 21,600  
 Manual winding with sweep second  
 "Diashock" Shock Resistant Device



112 603 122 602 161 805 171 611 205 617 213 617 221 611 225 612

231 601 241 613 251 602 261 611 271 612 281 611 282 602 283 602 284 602 285 602 301 611

311 601 341 601 345 601 354 601 381 602 383 602 384 601 387 603 388 602 390 601 399 601 390 601

399 601 401 525 481 612 491 610

☆884 936

011 145 011 146 011 206 011 210 011 306 011 321 011 406 011 503 011 723 014 317 014 363 014 364 014 365

015 113 015 411 023 150 023 151 027 471

022 160
022 257
022 425
022 467
022 468
022 493
022 760
022 761
3/1

Catalog No.

Calibre No.		Jewels	Style Name	
<b>63A</b>		<b>17j</b>		
PART NO.	PART NAME	PART NO.	PART NAME	
112 603	Barrel & train wheel bridge	014 365	Diashock hole jewel with frame	
122 602	Center wheel bridge	015 113	Diafix spring	
161 805	Pallet cock	015 411	Diafix upper hole jewel with frame for escape wheel	
171 611	Balance cock	022 160	Stud screw	
205 617	Complete barrel with arbor	022 257	Center wheel bridge screw	
213 617	Barrel arbor	022 257	Setting lever spring screw	
221 611	Center wheel & pinion	022 425	Casing clamp screw	
225 612	Cannon pinion	022 467	Ratchet wheel screw	
231 601	Third wheel & pinion	022 468	Pallet cock screw	
241 613	Fourth wheel & pinion	022 493	Barrel & train wheel bridge screw	
251 602	Escape wheel & pinion	022 493	Balance cock screw	
261 611	Minute wheel	022 760	Date dial guard screw	
271 612	Hour wheel	022 761	Dial screw	
281 611	Setting wheel	023 150	Tube for pallet cock screw	
282 602	Clutch wheel	023 151	Tube for barrel & train wheel bridge screw	
283 602	Winding pinion	027 471	Click holding pin	
284 602	Crown wheel			
285 602	Ratchet wheel			
301 611	Jewelled pallet fork & staff			
311 601	Balance complete			
341 601	Regulator			
345 601	Stud holder			
354 601	Winding stem			
381 602	Click			
383 602	Setting lever			
384 601	Yoke (Clutch lever)			
387 603	Minute wheel bridge			
388 602	Setting lever spring			
390 601	Setting lever axle			
399 601	Casing clamp			
401 525	Mainspring			
481 612	Crown wheel ring			
491 610	Dial washer			
☆884 936	Holding ring for dial			
011 145	Upper hole jewel for center wheel			
011 146	Lower hole jewel for center wheel			
011 206	Diafix cap jewel			
011 210	Diashock cap jewel			
011 306	Upper hole jewel for fourth wheel			
011 321	Upper hole jewel for third wheel			
011 321	Lower hole jewel for third wheel			
011 406	Lower hole jewel for escape wheel			
011 503	Upper hole jewel for pallet			
011 723	Lower hole jewel for pallet			
014 317	Diashock spring			
014 363	Diashock upper frame			
014 364	Diashock lower frame			

**Remarks :**

Holding ring for dial

☆884 936.....The type of a holding ring for dial is determined based on the design of cases and dials.  
 Check the case number and refer to "SEIKO Casing Parts List" to choose a corresponding holding ring for dial.

☆⇒ Please see remarks on the reverse page.

☆⇒ Please see remarks.

### 1) Specifications

Casing diameter:  $\phi$  27.0 mm  
 Height: 3.4 mm  
 Vibrations per hour: 21,600

### 2) Features

- **Highly reliable movement**  
 Men's hand winding watch of highly stabilized accuracy and high reliability which is basically the same excellent movement construction as Cal. 6309 but without the automatic winding mechanism and calendar mechanism.
- **Easy after-sale servicing**  
 Disassembling and reassembling procedures and serviceability have been improved largely by:
  - employment of a new balance hair-spring holding device;
  - decrease in number of parts resulting from the simplification of the movement structure;
  - decrease in number of new parts resulting from interchangeability of some parts with Cal. 61 series.

### 3) Disassembling and reassembling

Disassembling procedures Figs. : ① - ③⑨  
 Reassembling procedures Figs. : ③⑨ - ①  
 The movement holder for Cal. 61 series which is contained in the S-680 movement holder unit can be used for disassembling and reassembling of the movement.

### 4) Lubricating

The following marks indicate the types of oil, quantity to be applied and lubricating portions.

#### Type of oil

- Moebius A
- Moebius V
- SEIKO Watch Oil, S-2
- SEIKO Watch Oil, S-6

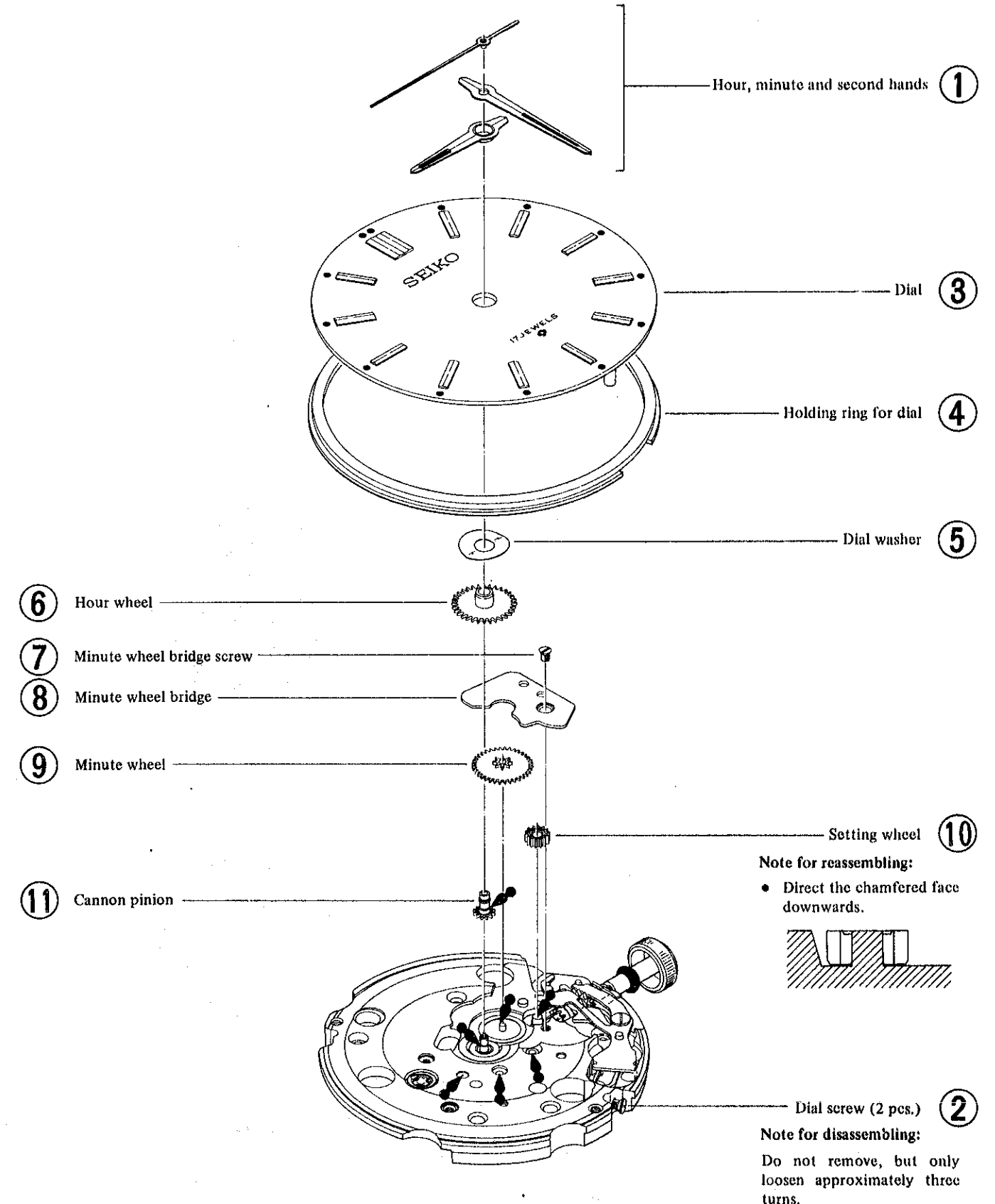
#### Oil quantity

- Liberal quantity
- Normal quantity
- Extremely small quantity

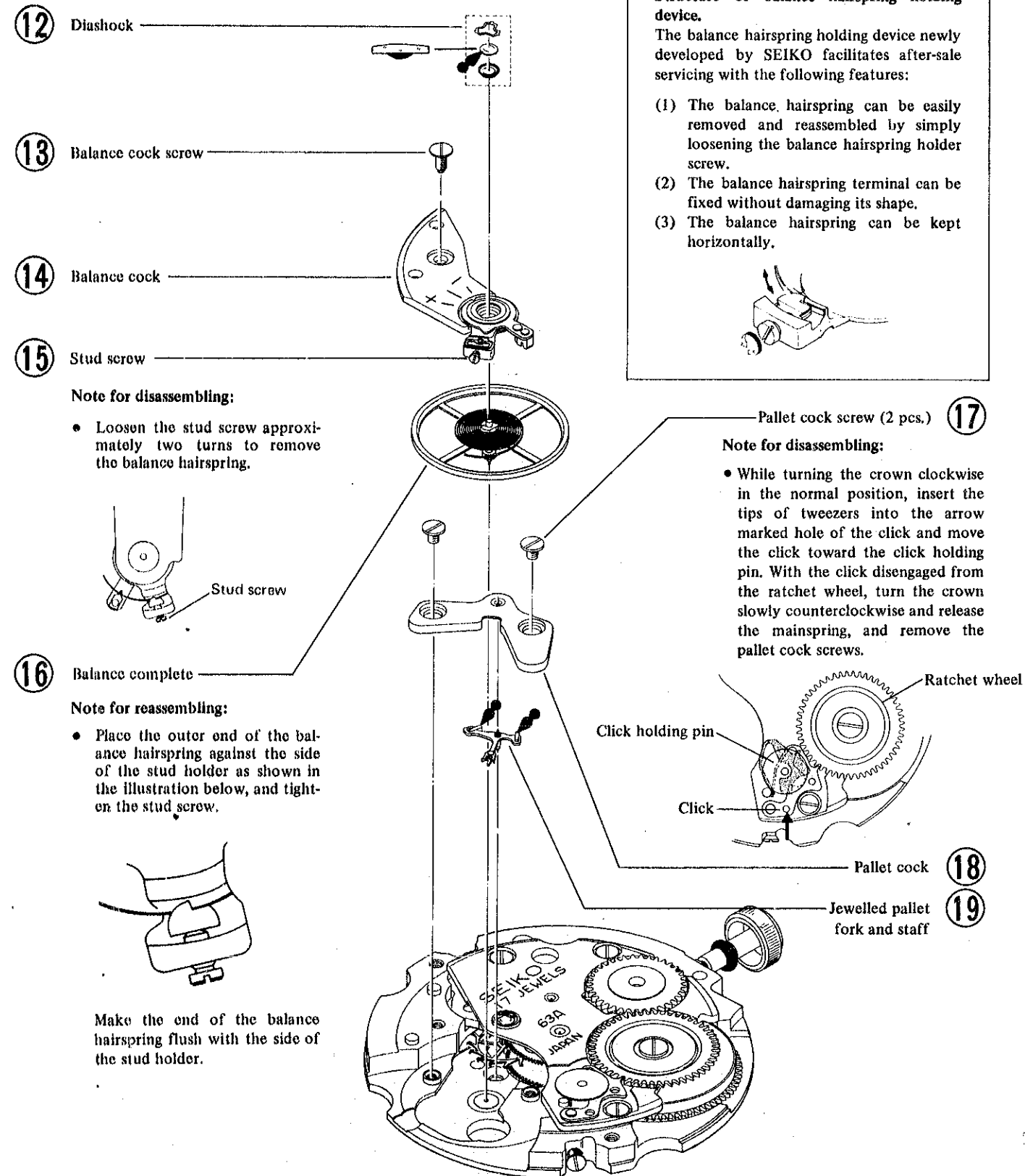


Movement

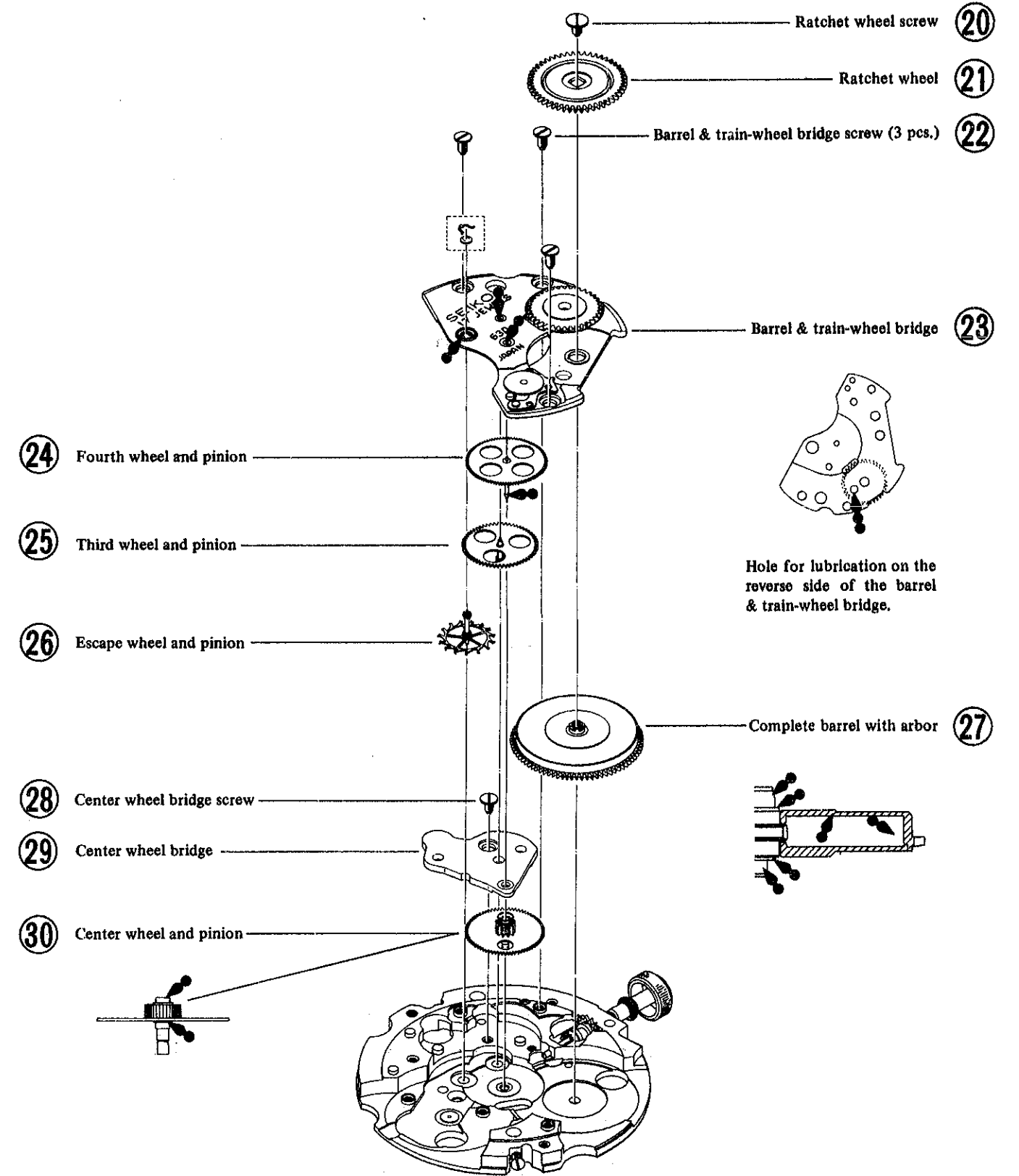
76-11



## 63A Escapement and governor mechanism



## 63A Gear train mechanism



# 63A Setting mechanism

