

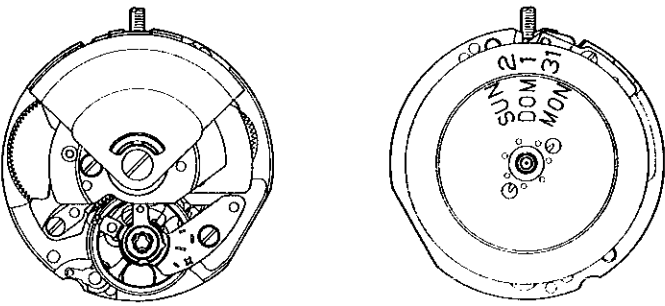
PARTS CATALOGUE / TECHNICAL GUIDE

Cal. 4205B

Cal. 4206B

Cal. 4207B

[SPECIFICATIONS]

Item		Cal. No.	4205B	4206B	4207B
Movement			 <p>The illustrations refer to Cal. 4206B (x 2.0)</p>		
Movement size	Outside diameter		ø17.5 mm		
	Casing diameter		ø17.2 mm		
	Height		5.6 mm		
Time indication			Three hands (Hour, minute and second hands)		
Vibrations per hour			21,600 (6 beats per second)		
Additional mechanism			Automatic winding (with auxiliary hand winding mechanism)		
		Date calendar	Day and date calendar		
		Instant calendar (date) setting device	Instant calendar (day and date) setting device		
Jewels			17 jewels		21 jewels

SEIKO CORPORATION

PARTS CATALOGUE

Cal. 4205B, 4206B, 4207B

Disassembling procedures Figs. :

① ~ ⑥1

Reassembling procedures Figs. :

⑥1 ~ ①

Lubricating: Type of oil

● Moebius A

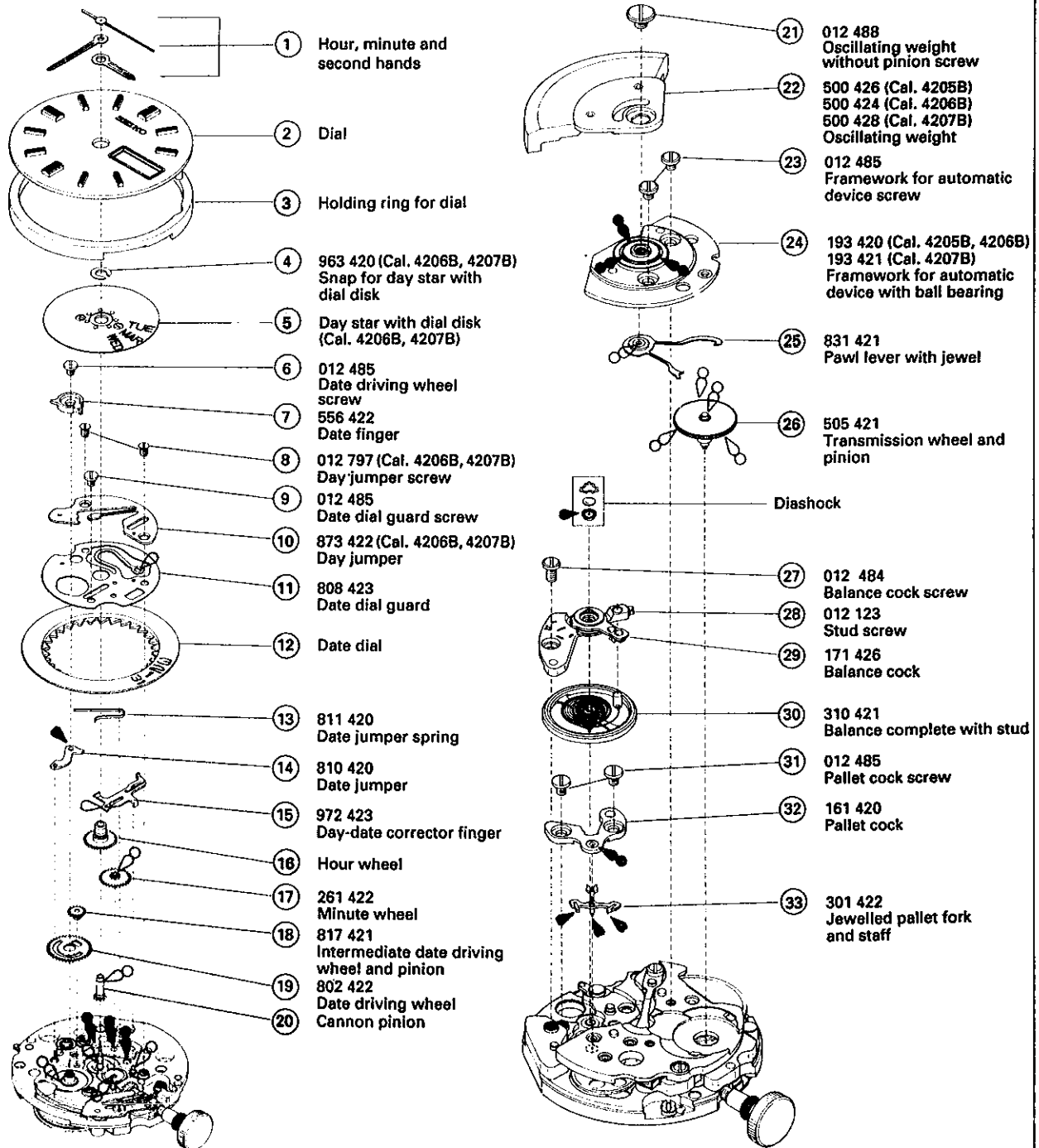
○ SEIKO Watch Oil S-6

Oil quantity

○ Normal quantity

○ Extremely small

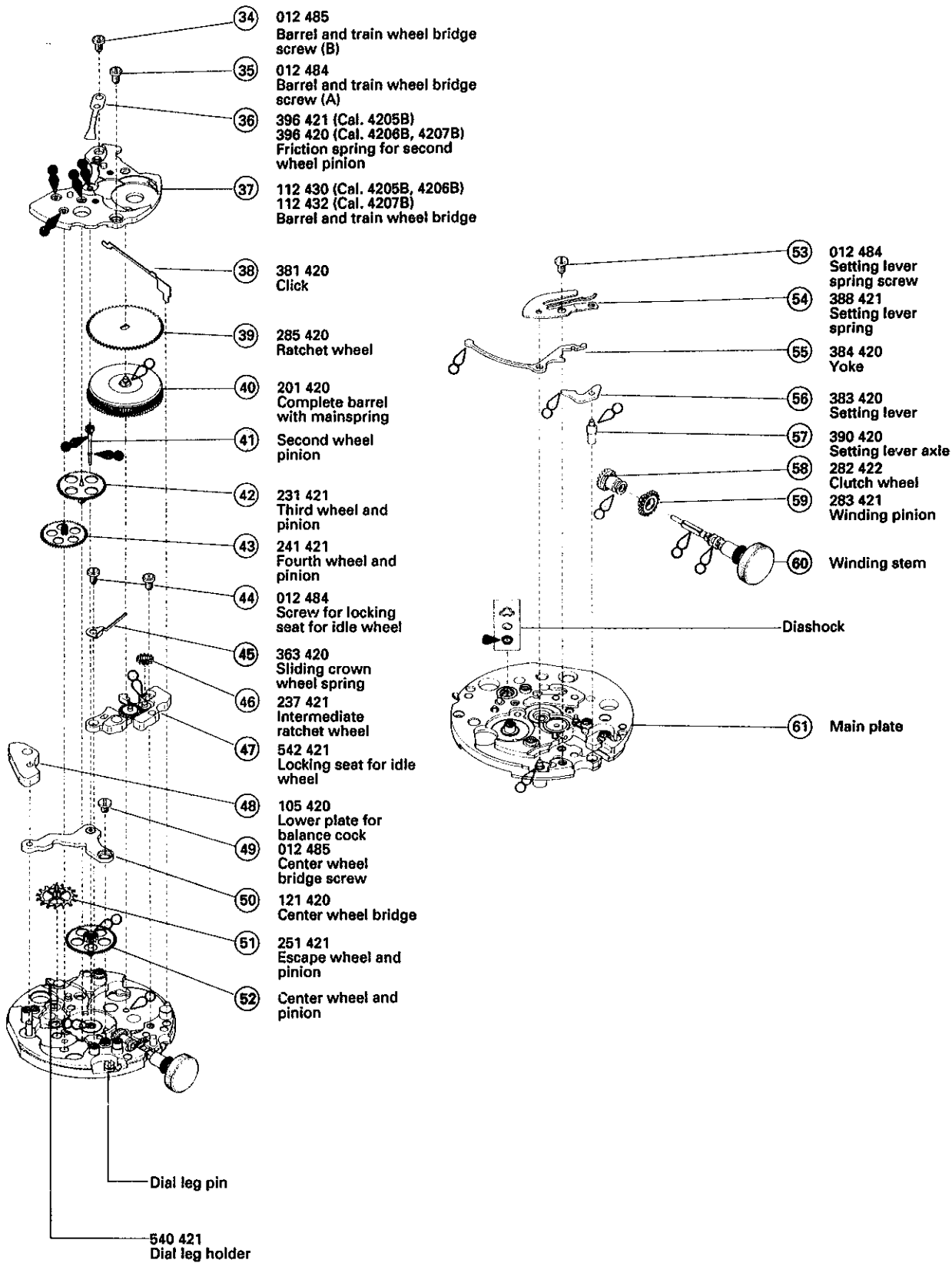
Ex.: Cal. 4206B



○ ➡ Please see the remarks on the following pages.

PARTS CATALOGUE

Cal. 4205B, 4206B, 4207B


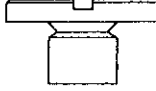
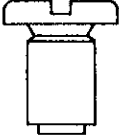
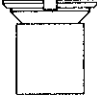
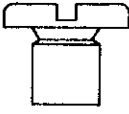


⊙ ➔ Please see the remarks on the following pages.

PARTS CATALOGUE

Cal. 4205B, 4206B, 4207B

• List of screws

Part No.	Name	Part No.	Name
 012 123	<ul style="list-style-type: none"> • Stud screw 	 012 488	<ul style="list-style-type: none"> • Oscillating weight without pinion screw
 012 484	<ul style="list-style-type: none"> • Barrel and train wheel bridge screw (A) • Balance cock screw • Setting lever spring screw • Screw for locking seat for idle wheel 	 012 797	<ul style="list-style-type: none"> • Day jumper screw
 012 485	<ul style="list-style-type: none"> • Center wheel bridge screw • Pallet cock screw • Framework for automatic device screw • Date driving wheel screw • Date dial guard screw • Barrel and train wheel bridge screw (B) 	*Cal. 4205B has two more date dial guard screws instead of the day jumper screw.	

• List of jewels

Part No.	Name	Part No.	Name
011 212	<ul style="list-style-type: none"> • Diashock upper cap jewel • Diashock lower cap jewel 	011 584	<ul style="list-style-type: none"> • Upper hole jewel for fourth wheel and pinion
011 333	<ul style="list-style-type: none"> • Upper hole jewel for third wheel and pinion 	011 713	<ul style="list-style-type: none"> • Lower hole jewel for second wheel and pinion
011 505	<ul style="list-style-type: none"> • Upper hole jewel for jewelled pallet fork and staff • Lower hole jewel for jewelled pallet fork and staff 	011 752	<ul style="list-style-type: none"> • Upper hole jewel for center wheel and pinion • Lower hole jewel for center wheel and pinion
011 528	<ul style="list-style-type: none"> • Upper hole jewel for escape wheel and pinion • Lower hole jewel for escape wheel and pinion 		

*Cal. 4207B also has the following parts.

- 011 333 Lower hole jewel for third wheel and pinion
- 011 584 Lower hole jewel for fourth wheel and pinion
- 011 751 Upper hole jewel for complete barrel with mainspring

PARTS CATALOGUE

Cal. 4205B, 4206B, 4207B

• List of tubes

Part No.	Name	Part No.	Name
017 255	• Tube for center wheel bridge (B)	032 423	• Tube for locking seat for idle wheel
017 257	• Tube for date dial guard (A)	032 424	• Tube for date driving wheel
017 259	• Tube for date dial guard (B)	032 425	• Tube for barrel and train wheel bridge (B)
032 420	• Tube for barrel and train wheel bridge (A)	033 421	• Dial leg pin
032 421	• Tube for balance cock	033 422	• Dial leg holder pin
032 422	• Tube for pallet cock (B)		

• Other parts

Part No.	Name	Part No.	Name
315 420	• Balance staff	014 413	• Diashock upper frame
331 420	• Roller with jewel	014 414	• Diashock lower frame
341 432	• Regulator	014 415	• Diashock upper hole jewel with frame
345 420	• Stud holder		• Diashock lower hole jewel with frame
		014 417	• Diashock upper spring • Diashock lower spring

Remarks

③ Holding ring for dial

Cal. 4205B

884 434 884 435 884 436 884 437 884 438

Cal. 4206B

884 430 884 431 884 432 884 433 884 434
884 435 884 436 884 437 884 438

Cal. 4207B

884 422

The type of holding ring for dial is determined based on the design of cases and dials. Check the case number and refer to "SEIKO Casing Parts Catalogue" to choose a corresponding holding ring for dial.

PARTS CATALOGUE

Cal. 4205B, 4206B, 4207B

- ⑤ Day star with dial disk 160 334
(Cal. 4206B, 4207B)

Position of crown	Position of calendar frame	Color of figure	Color of background	Language
3 o'clock	3 o'clock	Black	White	English ↔ Spanish

If any type of day star with dial disk is required, specify the number printed on the disk.

- ⑫ Date dial

Cal. 4205B

Part code	Position of crown	Position of calendar frame	Color of figure	Color of background
801 423	3 o'clock	3 o'clock	Black	White
801 424			White	Black

Cal. 4206B, 4207B

Part code	Position of crown	Position of calendar frame	Color of figure	Color of background
801 274	3 o'clock	3 o'clock	Black	White
801 275			White	Black
801 276	3 o'clock	6 o'clock	Black	White
801 277			White	Black

The type of date dial is determined based on the design of cases. Check the case number and refer to "SEIKO Casing Parts Catalogue" to choose a corresponding date dial.

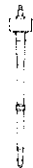


PARTS CATALOGUE

Cal. 4205B, 4206B, 4207B







- ①⑥ Hour wheel
- ②① Cannon pinion
- ④① Second wheel pinion
- ⑤② Center wheel and pinion

Combination:

Cal. 4205B

Type	Second wheel pinion	Cannon pinion	Hour wheel	Center wheel and pinion
a	 245 422	 225 423	 271 426	224 422

Cal. 4206B, 4207B

Type	Second wheel pinion	Cannon pinion	Hour wheel	Center wheel and pinion
a	 245 421	 225 422	 271 425	224 421
b	 245 427	 225 427	 271 427	224 427

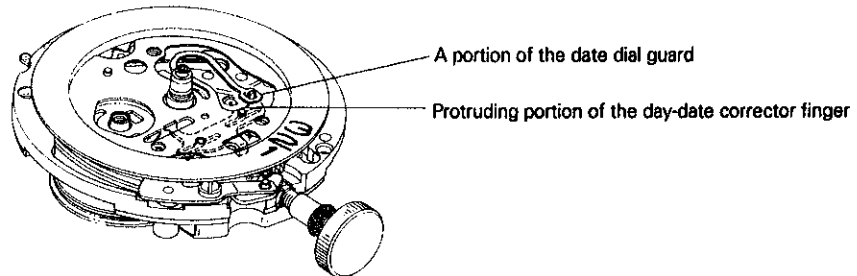
- ⑥① Winding stem 351 420

The type of winding stem is determined based on the design of cases. Check the case number and refer to "SEIKO Casing Parts Catalogue" to choose a corresponding winding stem.

- The explanation here is only for the particular points of Cal. 4206B.

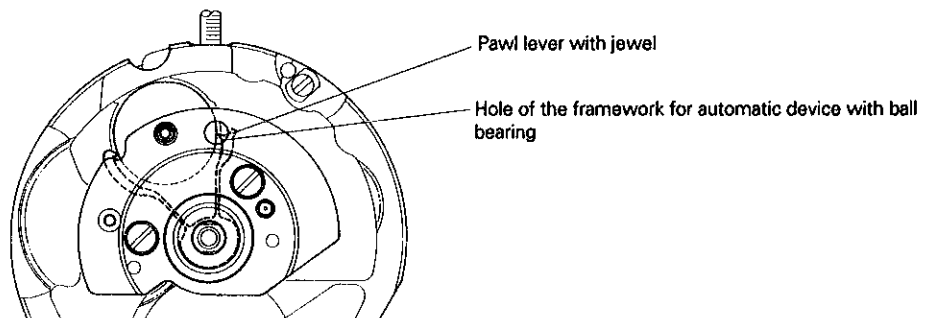
⑪ Date dial guard

Set the protruding portion of the day-date corrector finger into the hole of the date dial guard (A portion).



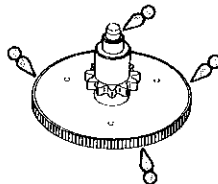
⑫ Pawl lever with jewel

If a tip of the pawl lever is on the top of the transmission wheel and pinion, insert something with a sharpened tip through the hole of the framework for automatic device with ball bearing, and move the tip of the pawl lever sideways so that the lever and the transmission wheel and pinion properly engage each other.



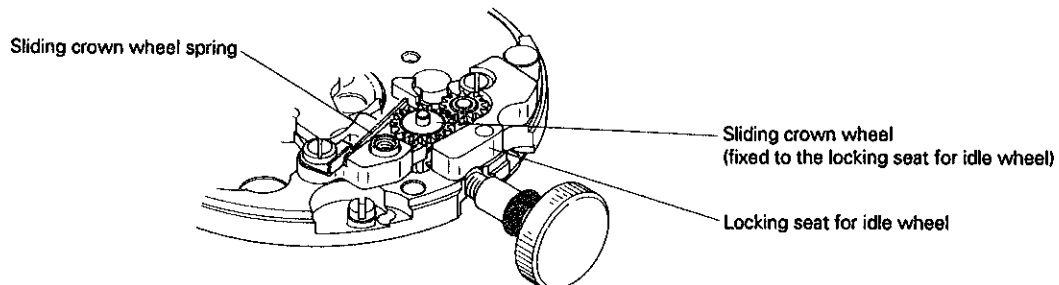
⑬ Transmission wheel and pinion

- Lubricating



⑭ Sliding crown wheel spring

When setting the sliding crown wheel spring, check that it engages the teeth of the sliding crown wheel.



⑮ Locking seat for idle wheel

- Lubricating

