

SEIKO

QUARTZ

Cal. 5932A

PARTS LIST

Cal. 5932A



131 494



231 490



☆241 493



261 491



☆270 491



☆270 499



☆271 492



☆271 495



282 490



☆354 495



383 492



384 491



385 490



388 491



391 492



436 491



491 220



499 490




556 490



604 490



701 490



☆801 491



802 490



803 490



808 490




810 490



817 490



868 490



☆884 490



980 490



4001 490



4002 490



4146 490



4239 490



4242 490



4259 490



☆4446 490



011 527



011 541



011 542



☆SEIKO SB-DK



012 467



012 468



012 469



012 766



012 784



017 167



017 170



017 171



017 172



017 317



017 946

2/1

Cal. 5932A

Characteristics

Casing diameter : ϕ 22.0 mm
 Maximum height : 2.4 mm without battery
 Jewels : 6 j
 Frequency of quartz crystal oscillator : 32,768 Hz (Hz=Hertz Cycles per second)
 Driving system : Step motor (2 poles)
 Regulation system : Rotary step switch type
 Second setting device
 Calendar (date)
 Instant setting device for date calendar
 Battery life indicator : Second hand moves in two-second interval.

PART NO.	PART NAME	PART NO.	PART NAME
131 494	Third wheel bridge	011 541	Upper hole jewel for step rotor
231 490	Third wheel & pinion	011 541	Lower hole jewel for step rotor
☆241 493	Fourth wheel & pinion (3.5 mm)	011 542	Upper hole jewel for third wheel
☆241 496	Fourth wheel & pinion (3.7 mm)	011 542	Upper hole jewel for fourth wheel
261 491	Minute wheel	011 542	Upper hole jewel for fifth wheel
☆270 491	Center minute wheel with cannon pinion (2.2 mm)	012 467	Third wheel bridge screw
☆270 499	Center minute wheel with cannon pinion (2.4 mm)	012 467	Coil block screw
☆271 492	Hour wheel (1.4 mm)	012 467	Circuit block screw
☆271 495	Hour wheel (1.5 mm)	012 467	Date dial guard screw
282 490	Clutch wheel	012 468	Setting lever spring screw
☆354 495	Winding stem	012 469	Case screw
383 492	Setting lever	012 766	Lower end-piece screw for third wheel
384 491	Yoke (Clutch lever)	012 766	Setting wheel plate complete screw
385 490	Yoke spring (Clutch lever spring)	012 784	Date driving wheel screw
388 491	Setting lever spring	017 167	Tube for third wheel bridge A
391 492	Second setting lever	017 170	Tube for circuit block A
436 491	Lower end-piece for third wheel	017 171	Tube for circuit block B
491 220	Dial washer	017 172	Tube for setting lever spring
499 490	Date driving wheel holder washer	017 317	Pin for second intermediate wheel for day-date correction
556 490	Date finger	017 946	Eccentric dial pin
604 490	Setting wheel plate complete	☆SEIKO SB-DK }	Silver (II) oxide battery
701 490	Fifth wheel & pinion	☆SEIKO TR721SW }	
☆801 491	Date dial		
☆801 492			
☆801 493			
☆801 494			
☆801 495			
☆801 496			
802 490	Date driving wheel		
803 490	Setting wheel lever complete		
808 490	Date dial guard		
810 490	Date jumper		
817 490	Intermediate date wheel		
868 490	Date driving wheel holder		
☆884 490	Holding ring for dial		
980 490	Second intermediate wheel for day-date correction		
4001 490	Circuit block		
4002 490	Coil block		
4146 490	Step rotor		
4239 490	Rotor stator		
4242 490	Plus terminal of battery connection		
☆4446 490	Crystal unit cushion		
011 527	Lower hole jewel for fifth wheel		

☆⇨ Please see remarks on the reverse page.
 Part numbers in light letters are not shown in photos.

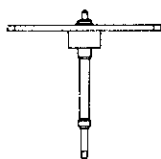
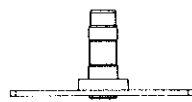

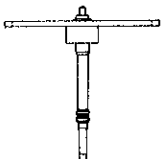


Cal. 5932A

Remarks :

Fourth wheel & pinion, Center minute wheel with cannon pinion and Hour wheel

There are two different types as specified below.

Combination:

Type	Fourth wheel & pinion	Center minute wheel with cannon pinion	Hour wheel
a	 ☆241 493	 ☆270 491	 ☆271 492
b	 ☆241 496	 ☆270 499	 ☆271 495

Winding stem

☆354 495.....There are several types of winding stem. The size of winding stem is determined based on the design of cases. If the combination of the winding stem and case is unknown, check the case number and refer to "SEIKO Quartz Casing Parts List" to choose a corresponding winding stem.

Date dial

☆801 491 (Black figures on white background) }
 ☆801 492 (White figures on black background) } Used when the crown are located at 3 o'clock or
 ☆801 493 (Black figures on gold background) } 4 o'clock position and the calendar frame at
 ☆801 494 (Black figures on white background) } 3 o'clock position.
 ☆801 495 (White figures on black background) }
 ☆801 496 (Black figures on gold background) } Used when the crown are located at 3 o'clock or
 4 o'clock position and the calendar frame at
 6 o'clock position.

If any other type of date dial is required, specify ① Cal. No. ② Jewels ③ The crown position
 ④ The calendar frame position and ⑤ Dial No.

Holding ring for dial

☆884 490.....The type of holding ring for dial is determined based on the design of cases and dials. If the shape of holding ring for dial is different from the photograph, check the case number and refer to "SEIKO Quartz Casing Partz List" to choose a corresponding holding ring for dial.

Crystal unit cushion

☆4446 490.....The crystal unit cushion designated by the same parts number may have different shapes, but they are interchangeable.

Battery

☆SEIKO SB-DK } The applied battery for this calibre might be added the substitutive in the future.
 ☆SEIKO TR721SW } In that case, please refer to separate "BATTERIES FOR SEIKO QUARTZ WATCHES".

Anti-magnetic shield plate

There are two types of watches; one those with anti-magnetic shield plates and those without. However, it is not necessary to assemble the anti-magnetic shield plate or replace it with a new one when watches of Cal. 59 series are repaired.