

**SEIKO**

**QUARTZ**

**Cal. 7432A**

**PARTS  
CATALOGUE**

# Cal. 7432A



125 496



195 496



231 490



☆241 062



261 495



☆270 040



☆271 062



282 495



☆354 076



383 495



384 495



388 495



436 495



491 220



550 495



556 495



701 490



☆801 110




802 499



810 495



817 490



☆884 137



4001 416



4002 495



4146 496



4219 495



4219 496



4219 497



4239 495



4270 495



4271 495



4446 495



☆SEIKO TR721SW

012 170	012 196	012 197	012 354	012 469	012 778	017 549	017 634
017 635	017 636	017 637	017 638	017 639	017 640	017 641	017 972

# Cal. 7432A

## Characteristics

Casing diameter :  $\phi$  22.0 mm  
 Maximum height : 2.3 mm without battery  
 Jewels : 2 j  
 Frequency of quartz crystal oscillator : 32,768 Hz (Hz = Hertz . . . . Cycles per second)  
 Driving system : Step motor (2 poles)  
 Regulation system : Trimmer condenser  
 Train wheel setting  
 Calendar (Date)  
 Instant setting device for date calendar  
 Battery life indicator

PART NO.	PART NAME	PART NO.	PART NAME
125 496	Train wheel bridge	012 196	Lower end-piece screw for third wheel
195 496	Calendar plate	012 197	Date finger screw
231 490	Third wheel & pinion	012 354	Calendar plate screw (B)
☆241 062	Fourth wheel & pinion	012 469	Case screw
☆241 493		012 778	Setting lever spring screw
☆241 496		017 549	Minute wheel pin
261 495		017 634	Tube for train wheel bridge (A)
☆270 040	Center minute wheel with cannon pinion	017 635	Tube for train wheel bridge (B)
☆270 042		017 636	Tube for coil block screw (A)
☆270 499		017 637	Tube for coil block screw (B)
☆271 062		017 638	Tube for circuit block screw (A)
☆271 063	Hour wheel	017 639	Tube for circuit block screw (B)
☆271 495		017 640	Tube for setting lever spring screw
282 495	Clutch wheel	017 641	Tube for lower end-piece screw for third wheel
☆354 076	Winding stem	017 972	Eccentric dial pin
383 495	Setting lever	☆SEIKO TR721SW	Silver (II) oxide battery
384 495	Yoke		
388 495	Setting lever spring		
436 495	Lower end-piece for third wheel		
491 220	Dial washer		
550 495	Date finger washer		
556 495	Date finger		
701 490	Fifth wheel & pinion		
☆801 110	Date dial		
☆801 113			
☆801 283			
☆801 284			
802 499	Date driving wheel		
810 495	Date jumper		
817 490	Intermediate date wheel		
☆884 137	Holding ring for dial		
4001 416	Circuit block		
4002 495	Coil block		
4146 496	Step rotor		
4219 495	Battery connection insulator (A)		
4219 496	Battery connection insulator (B)		
4219 497	Battery connection insulator (C)		
4239 495	Rotor stator		
4270 495	Battery connection (-)		
4271 495	Battery connection (+)		
4446 495	Crystal unit cushion		
011 541	Upper hole jewel for step rotor		
011 541	Lower hole jewel for step rotor		
012 170	Train wheel bridge screw		
012 170	Coil block screw		
012 170	Circuit block screw		
012 170	Calendar plate screw (A)		

☆ ⇨ Please see remarks on the reverse page.  
 Part numbers in light letters are not shown in photos.

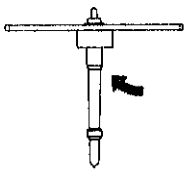
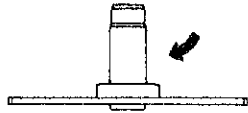
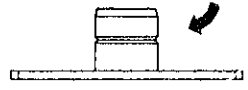
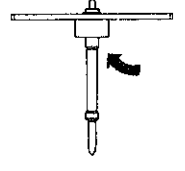


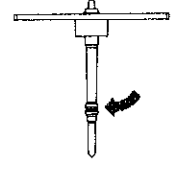
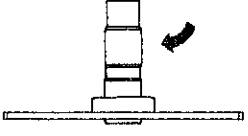

# Cal. 7432A

## Remarks :

### Fourth wheel & pinion, Center minute wheel with cannon pinion, Hour wheel

There are three different types as specified below.

Combination :

Type	Fourth wheel & pinion	Center minute wheel with cannon pinion	Hour wheel
a	 ☆241 062	 ☆270 040	 ☆271 062
b	 ☆241 493	 ☆270 042	 ☆271 063
c	 ☆241 496	 ☆270 499	 ☆271 495

## Winding stem

☆354 076.....Refer to the photograph on the front page.

If the combination of the winding stem and case is unknown, check the case number and refer to "SEIKO Quartz Casing Parts Catalogue" to choose a corresponding winding stem.

## Date dial

☆801 110(Black figures on the white background) } ..... Used when the crown is located at **3** or **4** o'clock position  
 ☆801 283(White figures on the black background) } ..... and the calendar frame at **3** o'clock position.

☆801 113(Black figures on the white background) } ..... Used when the crown is located at **3** or **4** o'clock position  
 ☆801 284(White figures on the black background) } ..... and the calendar frame at **6** o'clock position.

If any other type of date dial is required, specify ① Cal. No. ② The crown position ③ The calendar frame position ④ Dial No.

## Holding ring for dial

☆884 137.....The type of a holding ring for dial is determined based on the design of cases.

If the shape of holding ring for dial is different from the photograph, check the case number and refer to "SEIKO Quartz Casing Parts Catalogue" to choose a corresponding holding ring for dial.

## Battery

☆SEIKO TR721SW.....The substitutive battery might be added to the applied battery in the future.

In that case, please refer to separate "BATTERY LIST FOR SEIKO QUARTZ WATCHES". Note that SEIKO battery is marked with "SEIZAIKEN" on its (+) side.