


BULOVA WATCH COMPANY, Inc.

TECHNICAL BULLETIN



BULOVA® MODEL 1453.10
CARAVELLE® MODEL 1453.50



SPECIFICATIONS AND FEATURES

- Ligne Size 11½ (25.60mm) Ht 5.95
- Jewels 17
- Escapement Lever
- Sweep Second
- Type Automatic
- Calendar Day-Date
- Double corrector
- Quick set

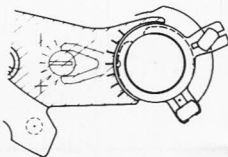
DATE CORRECTION

WINDING ↑ SETTING



DAY CORRECTION ↓

- Regulator System No stud screw-
no regulator pins




- Beats Per Hour 21,600
- Angle of Lift 53°
- Shock Resistant
- Total Running Time (Fully wound)
minimum 48 hrs.

BENCH TIPS ON DISASSEMBLY

1st STEP: TO REMOVE MOVEMENT FROM CASE (THE STEM)

A screwdriver of correct width prevents disengagement of the setting mechanism. (The base of the recess stops the blade from going down too far)

Pointed tool disengages setting
(Pushes pin down too far)

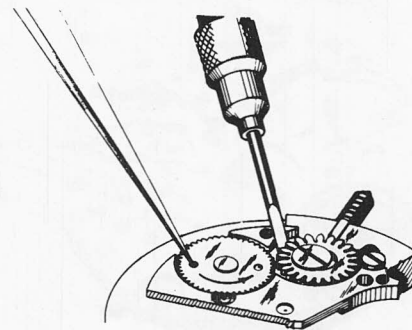


Pin on
Setting Lever

Recess

2nd STEP: TO RELEASE MAINSPRING AND REMOVE BARREL

1. Reinsert Stem
2. With screw driver disengage the Crown wheel.
3. Turn Ratchet wheel in the direction shown until Mainspring is unhooked from the arbor.

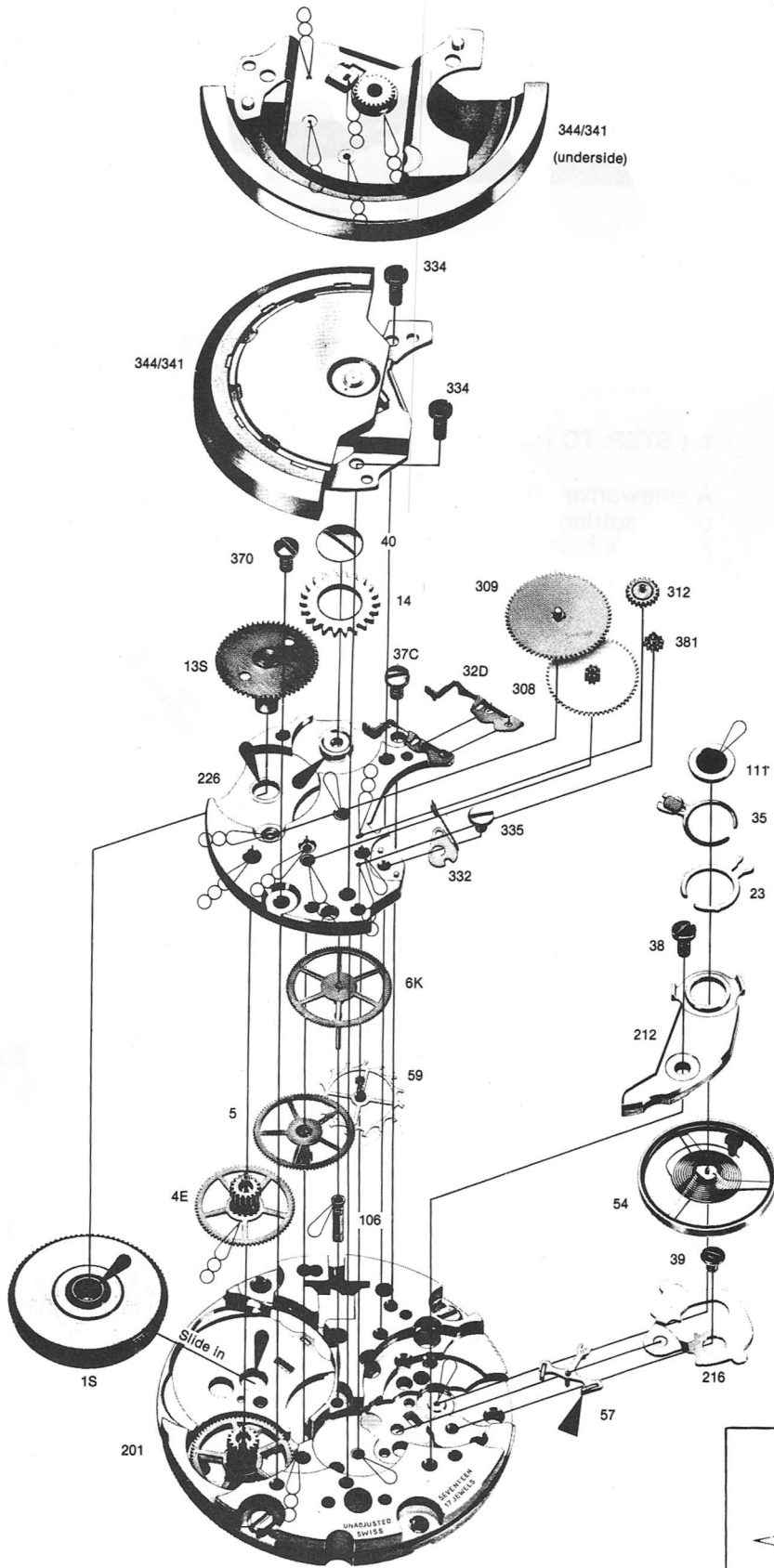


4. Lift off Ratchet wheel with its attached arbor.
5. Slide barrel out from side of movement.

ASSEMBLY - TRAIN SIDE

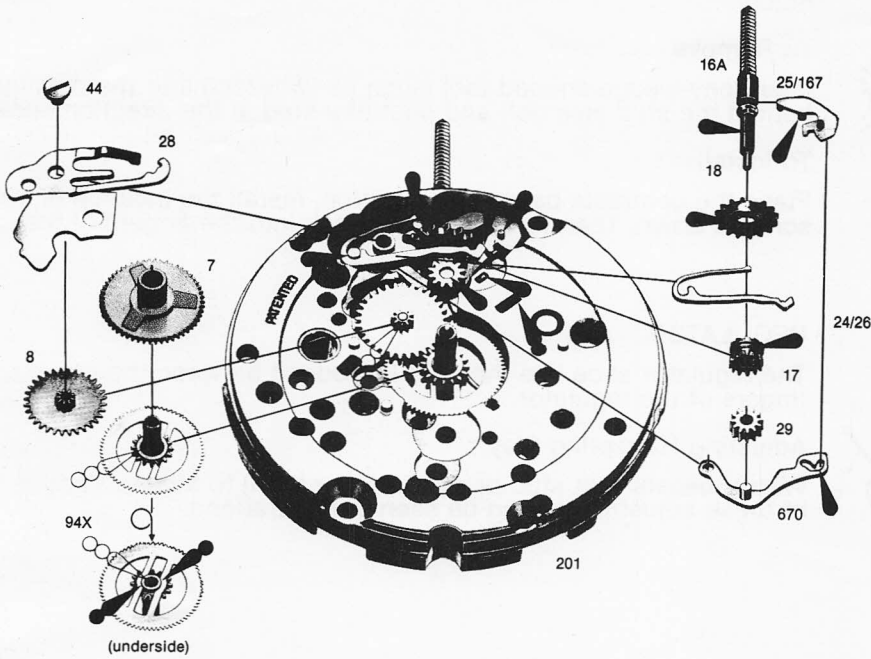
PARTS LISTED IN ORDER OF ASSEMBLY

- 201
- 106
- 112 (Not Shown)
- 4E
- 59
- 5
- 6K
- 226
- 32D
- 37C
- 14
- 40
- 1S
- 13S
- 332
- 335
- 312
- 381
- 308
- 309
- 344/341
- 334
- 57
- 216
- 39
- 54
- 23
- 35
- 111
- 212
- 38



	Fine oil
	Thick pressure resistant oil or grease
	Grease
	Special Grease - 0L206
	Special oil for pallet stones

ASSEMBLY - DIAL SIDE



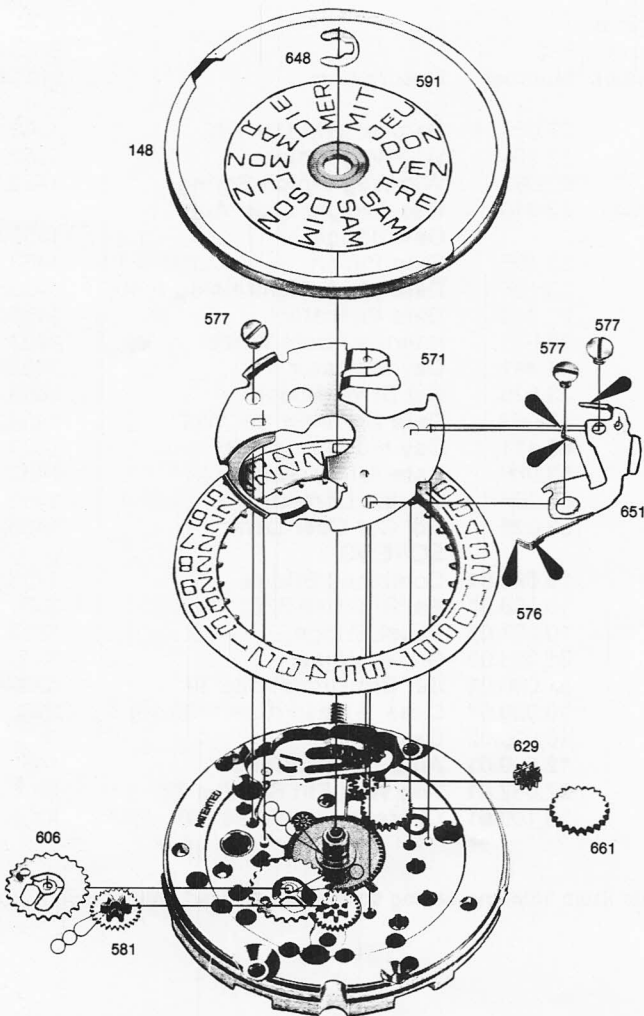
PARTS LISTED IN ORDER OF ASSEMBLY






SETTING PARTS

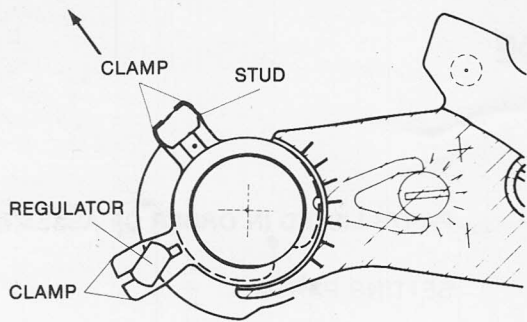
- 16A
- 18
- 17
- 670
- 29
- 25/167
- 24/26
- 94X
- 8
- 28
- 44
- 7

CALENDAR PARTS

- 581
- 606
- 629
- 661
- 571
- 576
- 577 (2 screws)
- 651
- 577 (3rd screw)
- 591
- 648
- 148



	Fine oil
	Thick pressure resistant oil or grease
	Grease
	Special Grease - 0L206
	Special oil for pallet stones



STUD

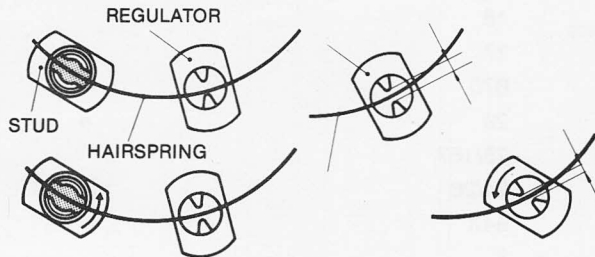
The stud is wedged between the two clamping fingers of the stud holder.

To Remove

Insert any wedge shaped tool (such as tweezers) into the opening behind the stud (see dot) and push the stud in the direction shown.

To Install

Place the complete balance in position, install the balance bridge and screw it down. Then force the stud back into the fingers of the clamp.



REGULATOR

The regulator shoe like the stud is wedged between the two clamping fingers of the regulator.

Adjusting Hairspring Play

With tweezers turn stud or regulator (or both) to adjust. Various effects of these adjustments can be seen in illustrations.

PARTS LIST BULOVA MODEL 1453.10

Original Bulova Number	ISO Number	Description	Basic Model	Original Bulova Number	ISO Number	Description	BASIC Model
1S	20.010	Brl Comp W/O Arbor	1453.10	309	32.033	Ratchet Whl Drv Whl	1453.10
4E	30.012	Intermediate Wheel	1453.10	312	32.104	Wig-Wag Pinion	1453.10
5	30.025	Third Wheel	1453.10	332	62.062	Wig-Wag Pinion Spring	1453.10
6K	30.027	Swp Sec Whl Ht 6.02	1453.10	344/341	22.010	Osc. Weight & Up Auto Dev. Bridge	1453.10
7	31.046	Hour Wheel Ht 1.97	1453.10				
8	31.041	Minute Wheel	1453.10	381	32.105	Stop Pinion	1453.10
13S	31.020	Ratchet Wheel W/Arbor	1453.10	571	13.100	Date Mech Maintaining Plate	1453.10
14	31.023	Crown Wheel	1453.10	576	91.440	Date Indicator	1453.10
*16	51.010	Stem	1453.10	581	33.011	Intermed Date Wheel	1453.10
17	31.121	Sliding Pinion (Clutch)	1453.10	591	91.441	Day Indicator	1453.10
18	31.120	Winding Pinion	1453.10	606	33.028	Cal Drive Wheel	1453.10
23	40.200	Stud Holder	1453.10	629	33.082	Date Cor Inter Set Whl	1453.10
24/26	51.050	Clutch Lever/Spring	1453.10	648	83.171	Day Ind Spring Clip	1453.10
25/167	51.080	Set Lever W/Axle	1453.10	651	53.089	Date & Day Jumper	1453.10
28	51.090	Set Bridge (Jumper)	1453.10	661	53.204	Double Corrector	1453.10
29	31.100	Setting Wheel	1453.10	670	53.026	Dbl Cor Oper Lever	1453.10
32D	51.120	Click/Spring	1453.10			SCREWS	
35	40.301	Regulator	1453.10	37C	10.043.01	Combined Bridge	1453.10
47D	10.300	Dial Fastener	1453.10	38	10.058.01	Bal Brg (Use 37C)	XXX
54	40.050	Bal Complete-Flat	1453.10	39	10.057.01	Pallet Bridge	1453.10
56	40.100	Balance Staff	1453.10	40	31.023.01	Crown Wheel	1453.10
57	40.010	Pallet S/S Pivot	1453.10	44	51.090.01	Set Brg (Jump) Use 39	XXX
59	30.040	Es WI S/S Pivot	1453.10	*45	10.020.01	Case 1/2 Head (Use 1133.10)	XXX
60	40.120	Roller	1453.10	*46	10.020.02	Case	1453.10
		HANDS		334	12.050.01	Auto Dev Br/Weight	1453.10
63-64		Hour & Minute	11BSACB	335	62.062.01	Wig Wag Pin Sp (Use 39)	XXX
65C		Sweep	11D0	577	13.100.01	Dt Mech Plate (Use 39)	XXX
94X	31.083	Can Pin & Drv Whl Ht 2.90	1453.10				
106	80.400	Center Pipe	1453.10				
111	70.500	Up Shock Unit Comp	1453.10				
112	70.531	Low Shock Unit Comp	1453.10				
201	10.020	Main Plate	1453.10				
212	10.058	Balance Bridge	1453.10				
216	10.057	Pallet Bridge	1453.10				
226	10.043	Combined Bridge	1453.10				
308	32.031	Reduction Gear	1453.10				

*Male Stem 16M and casing screws 45, 46 used only on some models.