

# ETERNA

8<sup>3</sup>/<sub>4</sub>''' cal. 1025

8<sup>3</sup>/<sub>4</sub>''' cal. 1025 S seconde au centre

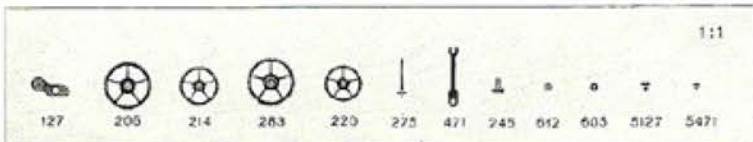

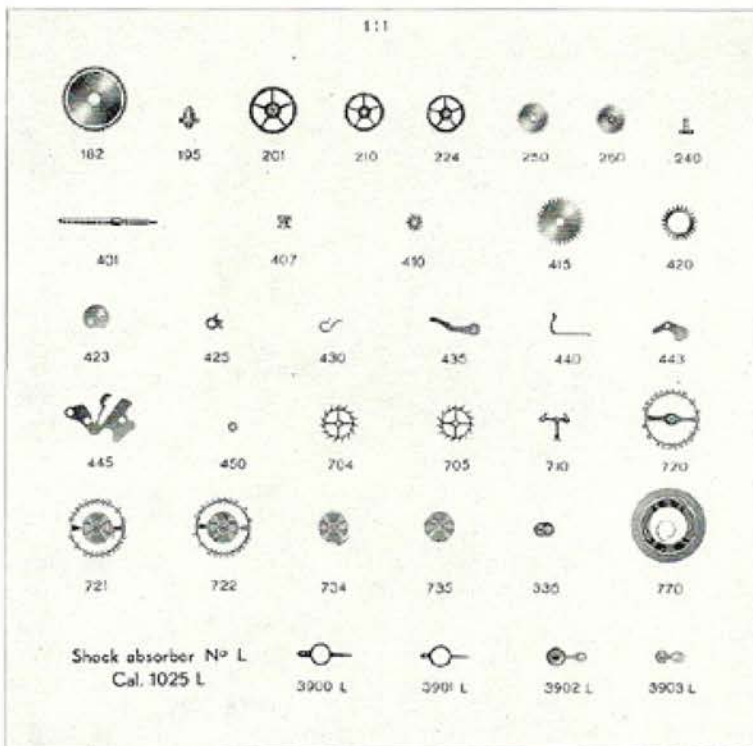
|  |   |   |  |
|--|---|---|--|
| <p>Encageage<br/>Casing<br/>Encaje<br/>Gehäusepassung</p> <p>∅</p> <p>19,40 mm</p> | <p>Hauteur sur pont<br/>Height on bridge<br/>Altura sobre puente<br/>Werkhöhe auf Brücke</p> <p>cal. 1025 = 3,10 mm<br/>cal. 1025 S = 3,65 mm</p> | <p>Roue<br/>Wheel<br/>Rueda<br/>Rad</p> <p>∅</p> <p>5,35 mm</p> | <p>Balancier<br/>Balance<br/>Volante<br/>Unruh</p> <p>∅</p> <p>8,30 mm</p> |
|--|---|---|--|



cal. 1025



cal. 1025 S seconde au centre



Pare-chocs ETERNA U