


Calibers 6902/6912/6922/6942/6952/6972



LONGINES

*Record
6912*







Cal. 6902/6922/6942



Cal. 6912/6952/6972



Cal. 6902/6922




Cal. 6942

Recor
6113



Cal. 6972



Cal. 6912



Cal. 6952

3.5 WINDING, HAND-SETTING, DATE-SETTING AND STOP-SECOND MECHANISMS

The three-position winding-stem performs the following functions :

- 3.5.1 When pushed in, winding by hand.
- 3.5.2 In the intermediate position, rapid setting of the date-indicator in either direction, without shifting the hands.
- 3.5.3 When pulled out, setting the hands to the right time ; this can be done

to the exact second in the case of calibers fitted with a stop-second device. The hand is stopped when it reaches the numeral 60. The movement starts working again as soon as the stem is pushed right home.

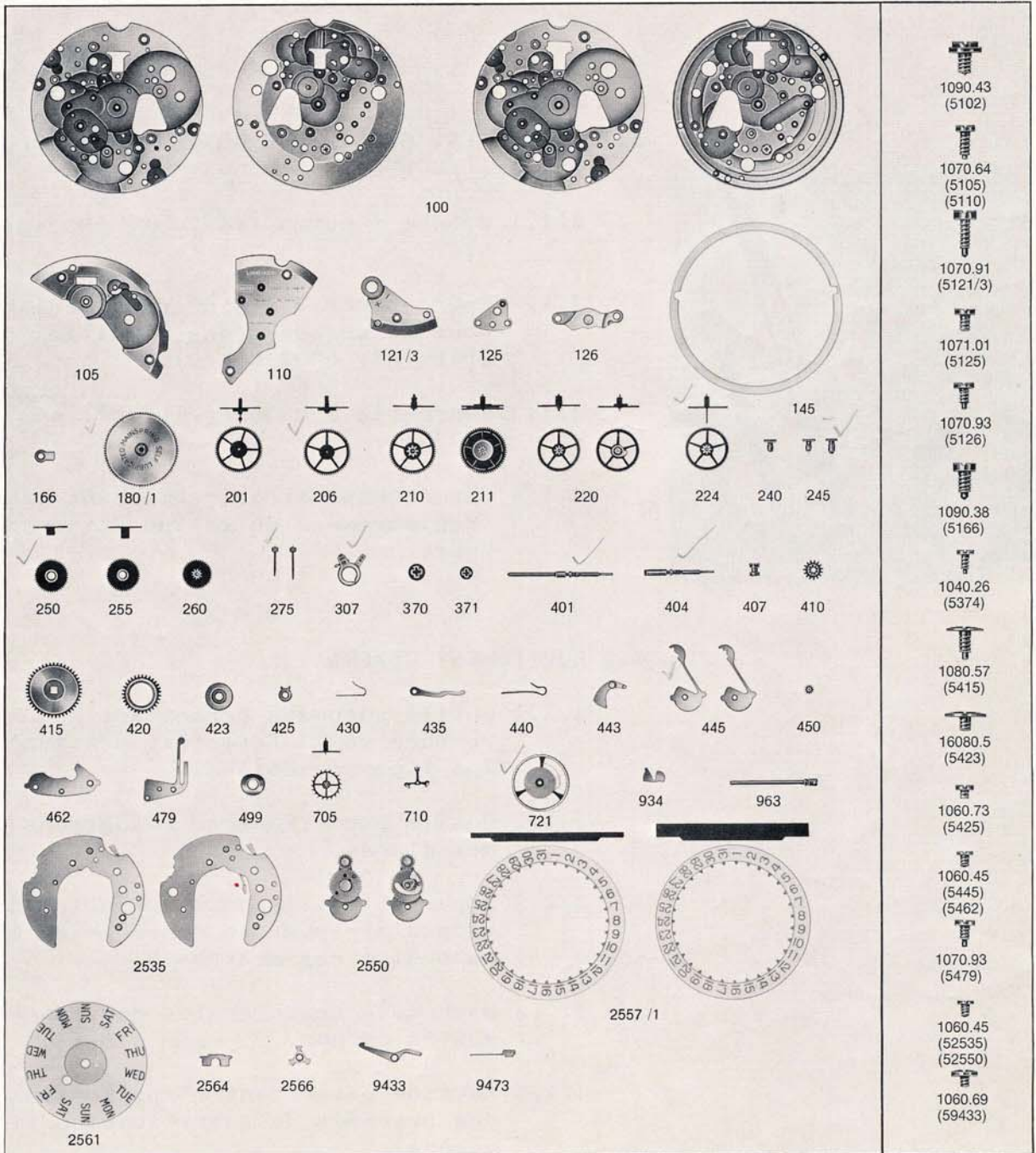
The stem can be extracted from its fitting by pressing the setting-lever axle with the appropriate tool. See section 5.3.

N.B.

Do not set the date-indicator between 11 p.m. and midnight.

| Number | 6902 | 6912 | 6922 | 6942 | 6952 | 6972 | Name |
|--------|------|------|------|------|------|------|--------------------------------|
| 100 | XX | | XX | XX | | | Plate |
| 100 | | XX | | | XX | XX | Plate |
| 105 | XX | XX | XX | XX | XX | XX | Barrel bridge |
| 110 | XX | | | | | | Train bridge |
| 110 | | XX | | | | | Train bridge |
| 110 | | | XX | | | | Train bridge |
| 110 | | | | XX | | | Train bridge |
| 110 | | | | | XX | | Train bridge |
| 110 | | | | | | XX | Train bridge |
| 121/3 | XX | XX | XX | XX | XX | XX | Balance cock |
| 125 | XX | XX | XX | XX | XX | XX | Pallet cock |
| 126 | | | | XX | XX | XX | Center-wheel cock |
| 145 | | | | | | XX | Dial rest |
| 166 | XX | XX | XX | XX | XX | XX | Casing-clamp |
| 180/1 | XX | XX | XX | | | | Barrel, complete (with mainspr |
| 180/1 | | | | XX | XX | XX | Barrel, complete (with mainspr |
| 201 | XX | XX | XX | | | | Center wheel |
| 206 | | | | XX | XX | XX | Center wheel |
| 210 | XX | XX | XX | | | | Third wheel |
| 211 | | | | XX | XX | XX | Double third wheel |
| 220 | XX | XX | | | | | Fourth wheel, without bit |
| 220 | | | | XX | XX | XX | Fourth wheel, without bit |
| 224 | | | XX | | | | Fourth wheel with bit |
| 240 | XX | XX | XX | | | | Cannon pinion |
| 245 | | | | XX | XX | | Cannon pinion |
| 245 | | | | | | XX | Cannon pinion |
| 250 | XX | XX | XX | XX | XX | | Hour wheel |
| 255 | | | | | | XX | Hour wheel |
| 260 | XX | XX | XX | XX | XX | XX | Minute wheel |
| 275 | | | | XX | XX | | Sweep-second pinion |
| 275 | | | | | | XX | Sweep-second pinion |

| Number | 6902 | 6912 | 6922 | 6942 | 6952 | 6972 | Name |
|--------|------|------|------|------|------|------|---|
| 307 | XX | XX | XX | XX | XX | XX | Device complete (Spirofin) |
| 370 | XX | XX | XX | XX | XX | XX | Kif-jeweled, upper |
| 371 | XX | XX | XX | XX | XX | XX | Kif-jeweled, lower |
| 401 | XX | XX | XX | XX | XX | XX | Winding-stem |
| 404 | XX | XX | XX | XX | XX | XX | Stem for waterproof case |
| 407 | XX | XX | XX | XX | XX | XX | Clutch wheel |
| 410 | XX | XX | XX | XX | XX | XX | Winding-pinion |
| 415 | XX | XX | XX | XX | XX | XX | Ratchet wheel |
| 420 | XX | XX | XX | XX | XX | XX | Crown wheel |
| 423 | XX | XX | XX | XX | XX | XX | Crown-wheel core |
| 425 | XX | XX | XX | XX | XX | XX | Click |
| 430 | XX | XX | XX | XX | XX | XX | Click spring |
| 435 | XX | XX | XX | XX | XX | XX | Yoke |
| 440 | XX | XX | XX | XX | XX | XX | Yoke spring |
| 443 | XX | XX | XX | XX | XX | XX | Setting-lever |
| 445 | XX | | XX | XX | | | Setting-lever spring |
| 445 | | XX | | | XX | XX | Setting-lever spring |
| 450 | XX | XX | XX | XX | XX | XX | Setting-wheel |
| 462 | XX | | XX | XX | | | Minute-work cock |
| 479 | XX | XX | XX | XX | XX | XX | Pressure spring for setting-lever |
| 499 | | | | | | XX | Metal foil |
| 705 | XX | XX | XX | XX | XX | XX | Escape wheel |
| 710 | XX | XX | XX | XX | XX | XX | Jeweled pallet fork and staff |
| 721 | XX | XX | XX | XX | XX | XX | Balance with flat hairspring, regula |
| 934 | XX | XX | XX | XX | XX | XX | Dial bolt |
| 963 | XX | XX | XX | XX | XX | XX | Stem for waterproof crown |
| 2535 | | XX | | | XX | | Date-indicator guard |
| 2535 | | | | | | XX | Date-indicator guard |
| 2550 | | XX | | | XX | | Calendar plate, mounted |
| 2550 | | | | | | XX | Calendar plate, mounted |
| 2557/1 | | XX | | | XX | | Date-indicator, transferred |
| 2557/1 | | | | | | XX | Date-indicator, transferred |
| 2561/1 | | | | | | XX | Day-indicator, transferred |
| 2564 | | XX | | | XX | XX | Date-corrector guard |
| 2566 | | XX | | | XX | XX | Date-corrector |
| 9433 | | | | XX | XX | XX | Stop lever |
| 9473 | | | | XX | XX | XX | Stop-lever spring |
| 5102 | XX | XX | XX | XX | XX | XX | Case screw, special |
| 5105 | XX | XX | XX | XX | XX | XX | Barrel-bridge screw |
| 5110 | XX | XX | XX | XX | XX | XX | Train-bridge screw |
| 5121/3 | XX | XX | XX | XX | XX | XX | Balance-cock screw |
| 5125 | XX | XX | XX | XX | XX | XX | Pallet-cock screw |
| 5126 | | | | XX | XX | XX | Center-wheel cock screw |
| 5166 | XX | XX | XX | XX | XX | XX | Casing-clamp screw |
| 5374 | XX | XX | XX | XX | XX | XX | Hairspring-holder screw |
| 5415 | XX | XX | XX | XX | XX | XX | Ratchet-wheel screw |
| 5423 | XX | XX | XX | XX | XX | XX | Screw for crown-wheel core |
| 5425 | XX | XX | XX | XX | XX | XX | Click screw |
| 5445 | XX | XX | XX | XX | XX | XX | Screw for setting-lever spring |
| 5462 | XX | | XX | XX | | | Minute-work cock screw |
| 5479 | XX | XX | XX | XX | XX | XX | Screw for pressure spring for setting-lever |
| 52535 | | XX | | | XX | XX | Screw for date-indicator guard |
| 52550 | | XX | | | XX | XX | Screw for calendar plate |
| 59433 | | | | XX | XX | XX | Screw for stop lever |



Date Jumper + Date Jumper Spring are attached to P.N. 2561